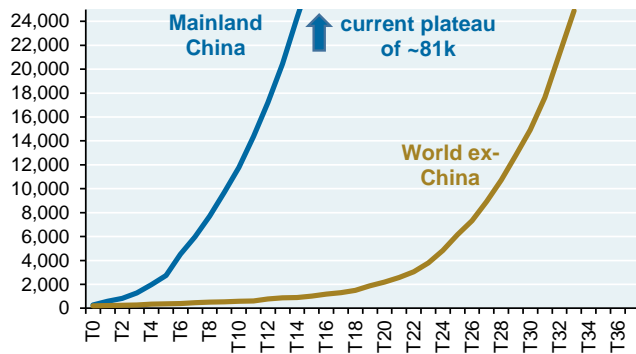




## The pandemic gap: the critical distinction between “infected” and “sick”; understanding mortality rates; context around the Spanish flu in a pre-antibiotic world

A lot of data is being made available on the coronavirus, but most of it requires careful analysis before drawing conclusions. Here’s what is clear: the rate of reported infections outside China is now accelerating at a similar rate to what was happening a month and a half ago in China itself. In response, many parts of the world have adopted control measures such as quarantine/lockdown, school closures, etc.

**Coronavirus T days after respective region's outbreak**  
Cumulative number of cases



Source: WHO. March 8, 2020. T0: China = Jan 21, Outside China = Feb 4.

### Recent coronavirus measures:

- Italy: 16 mm people quarantined, lockdown of northern region of Lombardia and 14 other provinces; museums closed, weddings/funerals suspended; bars close by 6 pm; live stream of Pope’s Sunday prayer for the first time
- France: closes 120 schools
- UK: rationing of food/household items (Tesco)
- US: restricts travels to and from S Korea and Italy
- Saudi Arabia closes Holy cities of Mecca and Medina
- San Fran: banned events for 2 weeks
- Cancelled classes: Seattle Northshore district, University of Washington, select NYC private schools
- Cancelled events: Adobe, Facebook, Google, IBM, Microsoft, IMF/World Bank, Geneva Motor Show, etc.

That’s where the clear part ends. The complex thing about pandemics is that early mortality rate estimates tend to decline over time. Why? Here are four simple measures that matter in the context of a pandemic:

- (a) the population of a given geographical area
- (b) the total number of infected individuals, including both asymptomatic people and people that get sick
- (c) the total number of people that are infected, get sick and self-report
- (d) the total number of people that die

During the haze of a pandemic, the best estimates that entities like the World Health Organization often derive are based on (a), (c) and (d), and even things like (d) are complicated by pandemics affecting older individuals with pre-existing conditions. **They do not know (b) upfront**, and sometimes it is never known, or only known with the passage of time. Take the Swine Flu (H1N1/2009) as an example. Early estimates in the fall of 2009 from the WHO<sup>1</sup> pegged the H1N1 mortality rate at 1.0%-1.3%, since they were dividing (d) by (c). Four years later, a study from the WHO and the Imperial College of London<sup>2</sup> estimated H1N1 mortality as a function of total infections, including both the asymptomatic and the sick. **Their revised H1N1 mortality rate using (b) as a denominator: just 0.02%.**

So, **please** treat estimated infection rates and mortality rates with care, since they can mean very different things. Marc Lipsitch from Harvard has estimated that 40% - 70% of the world’s population could become infected<sup>3</sup>. Lipsitch himself makes it clear that this number is an example of (b) and not (c) and that there is an enormous **gap** between the two, so please do not multiply population by 40%-70% and then multiply by a mortality rate assumption. **The vast majority of infected people will likely not become sick, and around 80% of people who get sick develop mild infections rather than severe ones.**

<sup>1</sup> WHO Situation Report, Pandemic (H1N1) 2009, Update 76, November 22, 2009.

<sup>2</sup> “Estimating age-specific cumulative incidence for 2009 influenza pandemic”, Kerkhove et al, Influenza and Other Respiratory Viruses, January 21, 2013.

<sup>3</sup> “Cooperating to combat coronavirus”, Harvard Magazine, March 3, 2020.



To get a sense for the possible spread of COVID-19, let’s look at China now that its trajectory of reported cases is in decline<sup>4</sup>. The table shows (a), (c) and (d), since (b) and all statistics derived from it are unknown.

**Outside Wuhan/Hubei, China mortality and infection rates are much lower**, even in poor provinces that neighbor Hubei itself. As illustrated on the next page, China’s ex-Hubei mortality rates are not that different from seasonal flu mortality rates for individuals over 65 in developed countries like the US.

**COVID-19: Population, infections, fatalities and derived statistics in select Chinese provinces**  
**Columns B, C and D are reported based on cumulative figures to-date (March 8)**

Disease	Region	A Population	B Infected (asymptomatic + sick)	C Infected (sick only)	D Deaths	D/C Death rate of the sick	C/A Infection rate to population, sick only	D/B Death rate, all infected	B/A Total infections to population
COVID-19	Wuhan	11,000,000	Unknown	49,871	2,370	4.75%	0.45%	Unknown	Unknown
COVID-19	Hubei	59,170,000	Unknown	67,707	2,986	4.41%	0.11%	Unknown	Unknown
COVID-19	Guangdong	113,460,000	Unknown	1,352	7	0.52%	0.00%	Unknown	Unknown
COVID-19	Henan	96,050,000	Unknown	1,272	22	1.73%	0.00%	Unknown	Unknown
COVID-19	Zhejiang	57,370,000	Unknown	1,215	1	0.08%	0.00%	Unknown	Unknown
COVID-19	Hunan	68,990,000	Unknown	1,018	4	0.39%	0.00%	Unknown	Unknown
COVID-19	Anhui	63,240,000	Unknown	990	6	0.61%	0.00%	Unknown	Unknown
COVID-19	Jiangxi	46,480,000	Unknown	935	1	0.11%	0.00%	Unknown	Unknown
COVID-19	Shandong	100,470,000	Unknown	758	6	0.79%	0.00%	Unknown	Unknown
COVID-19	Jiangsu	80,510,000	Unknown	631	-	0.00%	0.00%	Unknown	Unknown
COVID-19	Chongqing	31,020,000	Unknown	576	6	1.04%	0.00%	Unknown	Unknown
COVID-19	Sichuan	83,410,000	Unknown	539	3	0.56%	0.00%	Unknown	Unknown
COVID-19	Heilongjiang	37,730,000	Unknown	481	13	2.70%	0.00%	Unknown	Unknown
COVID-19	Beijing	21,540,000	Unknown	428	8	1.87%	0.00%	Unknown	Unknown
COVID-19	Shanghai	24,240,000	Unknown	342	3	0.88%	0.00%	Unknown	Unknown
COVID-19	Hebei	75,560,000	Unknown	318	6	1.89%	0.00%	Unknown	Unknown
COVID-19	Fujian	39,410,000	Unknown	296	1	0.34%	0.00%	Unknown	Unknown

*What might reported UK government central estimates of 100,000 deaths imply? Something very different than what's reportedly happening in China itself*

<b>Estimate 1: 38% of population infected; 40% of infected people get sick; 1% mortality rate as % of sick population</b>									
COVID-19	UK	66,440,000	25,000,000	10,000,000	100,000	1.00%	15.05%	0.400%	38%
<b>Estimate 2: 33% of population infected; 10% of infected people get sick; 4.4% mortality rate as % of sick population</b>									
COVID-19	UK	66,440,000	22,000,000	2,258,960	100,000	4.43%	3.40%	0.455%	33%

Sources: World Health Organization Coronavirus Situation Reports, Health Commission of Hubei Province, Sunday Times, JPMAM. 2020

**That’s what makes the UK’s reported estimate of 100,000 deaths very puzzling<sup>5</sup>.** To arrive at such an outcome, we had to assume that 38% of the entire UK population is infected (i.e., similar to the 1918 Spanish flu), *and* that 40% of infected people get sick and then experience 1% mortality; or we had to assume that only 10% of infected people get sick but then experience 4.4% mortality that’s equal to the epicenter of the virus outbreak in Wuhan. Even after accounting for Chinese infection/death underreporting and the difficulty Western countries might have replicating what China has done (the largest lockdown/quarantine in the history of the world, accomplished via AI, big data and different privacy rules<sup>6</sup>), both of our modeled UK outcomes would be **magnitudes worse** than what’s occurring in China and South Korea. This is another pandemic gap that we are still trying to understand and reconcile.

**Why are Hubei mortality rates so much higher?** Likely answer: a collapse in Hubei’s healthcare infrastructure given a flood of infections. This prevented Hubei doctors from providing round-the-clock care that other cities provided to keep patients alive until their immune systems could fight the disease.

<sup>4</sup> Column C shows total infections to-date and does not reflect recoveries. Provinces such as Anhui, Jiangsu, Fujian, Qinghai and Tibet have now been declared as infection-free by the Chinese government.

<sup>5</sup> “Coronavirus: Boris Johnson keeps calm but Whitehall plans for worst”, Sunday Times, March 8, 2020

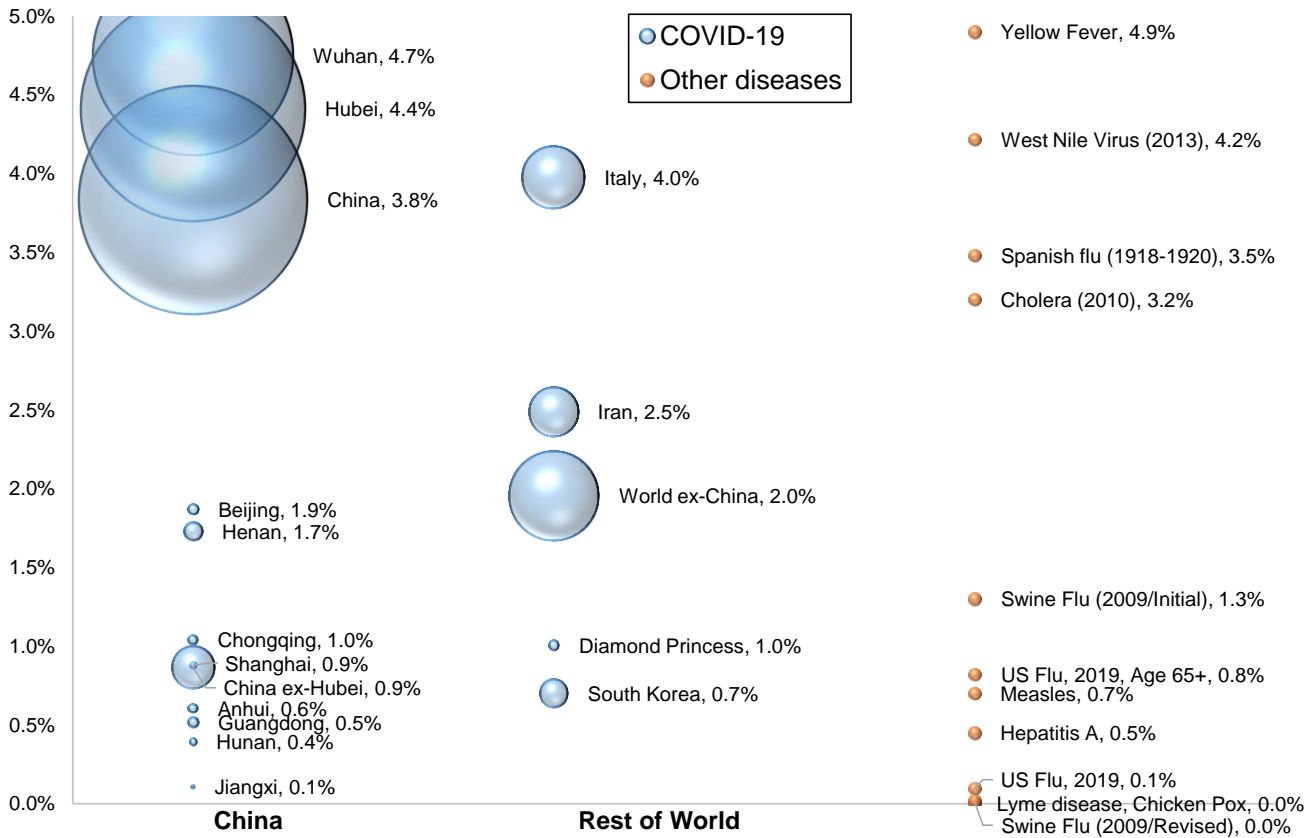
<sup>6</sup> “China suppressed Covid-19 with AI and big data” (via smartphones), Asia Times, March 3, 2020



**Mortality rates for COVID-19 so far.** With that context, it should be clearer how difficult it is to compare mortality rates in the heat of a pandemic given uncertainties on numerators/denominators. That said, even an uncertain exercise can reveal important trends. As shown below, mortality rates in Hubei are heavily influencing both China and global measures. Outside Hubei province, China mortality rates are much lower. Italy's mortality is high right now; we will have to wait and see if it declines once self-reported infections increase in the weeks ahead. South Korea has conducted the most widespread testing and its mortality rate may be closer to the "deaths to true infections" ratio discussed on the first page. Iran is in the early stages as well, and has a very weak healthcare system further compromised by sanctions and a steady brain drain of medical personnel<sup>7</sup>.

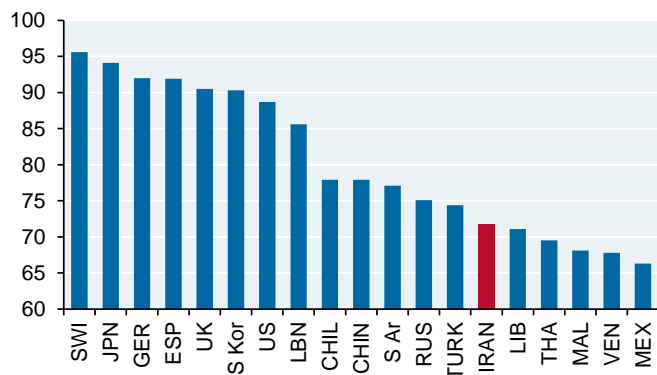
**Mortality rates: COVID-19 vs other diseases, and the impact of Wuhan/Hubei**

Mortality rate; bubble size indicates relative number of fatalities for COVID-19 only



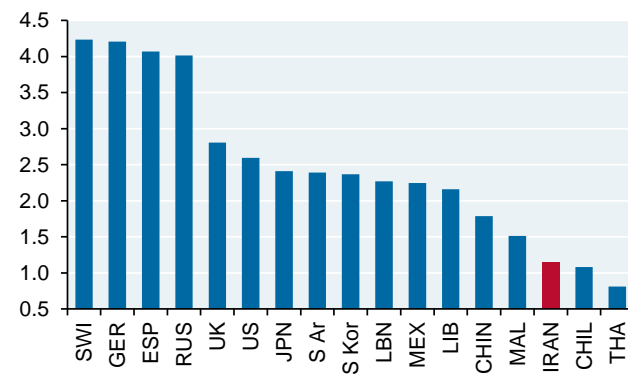
Mortality rates shown for all countries with at least 1,000 infections to date. Sources: CDC, China National Health Commission, Center for Health Protection (HK), Global Health Data Exchange, World Health Organization, Netherlands Institute for Health Services Research, Imperial College of London, Mayo Clinic, JPMAM. 2020.

**Healthcare Access and Quality Index**



Source: Institute for Health Metrics and Evaluation. 2016.

**Physicians per 1,000 people**



Source: The World Bank. 2020.

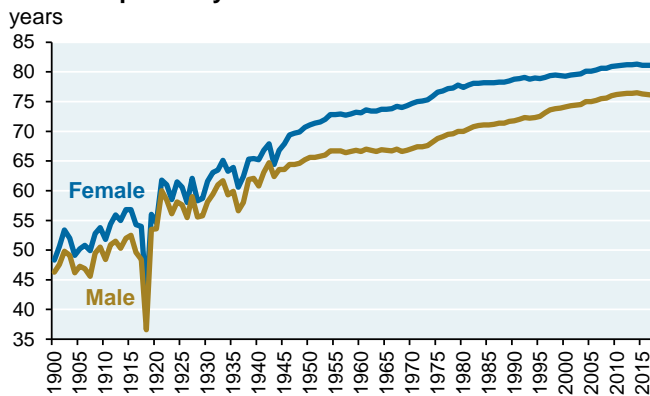
<sup>7</sup> "Iran Faces Serious Shortage Of Doctors Due To Emigration", Radio Farda, Iran In-Depth, June 30, 2019



## The Spanish Flu (1918-1920) in context, and why it's a poor proxy for COVID-19

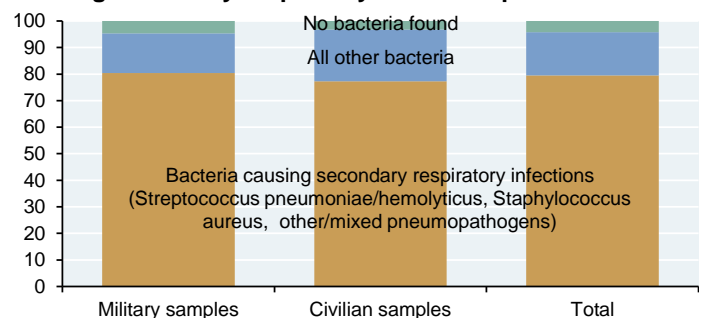
- **No vaccine was ever developed to combat the Spanish Flu.** In contrast, a SARS vaccine was developed in response to the 2002 outbreak but was never used since public health measures (closing workplaces, people working at home, etc) got the disease under control by May 2003 before the vaccine was ready<sup>8</sup>. Since that time, Harvard scientists have found the antibody which blocks SARS and MERS from entering human cells<sup>9</sup>, which were used to develop antibody therapies (which are different from vaccines, which are the treatment of choice and much cheaper to produce). The new COVID-19 virus shares 86% genetic similarity with SARS, so scientists aren't starting from ground zero
- **There were no antibiotics in 1918** to treat secondary bacterial infections associated with influenza. From a paper marking the 100<sup>th</sup> anniversary of Spanish Flu: "in 1918, most severe influenza-associated pneumonias were associated with **secondary bacterial infections**... high pandemic case fatality during the fall 1918 pandemic resulted primarily from increased frequency, and not increased severity, of secondary bacterial pneumonias, especially in young adults"<sup>10</sup> (see chart). Furthermore, without secondary bacterial pneumonia, "experts generally believed that most patients would have recovered". The first antibiotic was discovered in 1929 but mass antibiotic production did not occur until the 1940's
- The US CDC reports that lab experiments with recombinant influenza viruses containing genes from the 1918 virus suggest that the 1918 and 1918-like viruses would **be as sensitive as other virus strains** to FDA-approved anti-influenza drugs rimantadine and oseltamivir
- **As further indication of a world without antibiotics and other healthcare innovations such as anti-virals, ICU-level hospital care, ventilators, etc,** the US life expectancy for men and women ranged from 50-55 years before the onset of the Spanish Flu<sup>11</sup> in 1918

### US life expectancy at birth



Source: US CDC; Andrew Noymer, Public Health Dep't, UC Irvine. 2020.

### Spanish Flu (1918): % of cultures containing bacteria causing secondary respiratory infections/pneumonia



Source: "Predominant Role of Bacterial Pneumonia as a Cause of Death in Pandemic Influenza," National Institute of Allergy and Infectious Diseases, Morens et al, 2008

<sup>8</sup> China began clinical trials of a SARS vaccine in November 2003, while in the US, the first human SARS trials began in December 2004, conducted by the National Institute of Allergy and Infectious Diseases

<sup>9</sup> Harvard professor Wayne Marasco identified a single antibody out of a 27-billion antibody library that blocked the SARS virus from entering human cells. Marasco is actively testing new antibodies in search of one that will have the same effect on SARS-CoV-2 (COVID-19)

<sup>10</sup> "The 1918 influenza pandemic: 100 years of questions answered and unanswered", Taubenberger et al, Viral Pathogenesis and Evolution Section, Laboratory of Infectious Diseases, National Institute of Allergy and Infectious Diseases, National Institutes of Health, Science Translational Medicine, July 2019

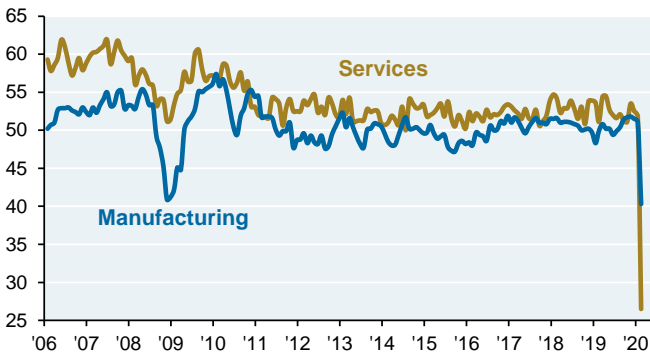
<sup>11</sup> Male life expectancy at birth was ~25 during the Roman Era; rose to ~33 by the Middle Ages; and hovered between 30 and 40 until the late 1800's. Starting in the 1920's, the innovations cited above ushered in the most remarkable improvement in life expectancies in the history of the world



**Appendix charts: quarantine, SARS vs COVID, high frequency indicators in China, OECD tourism**

- China’s quarantine/lockdown is the largest in the history of the world, as per a paper on comparing COVID-19 and SARS transmission trends<sup>12</sup>. Evidence of this is shown in the first chart: China’s manufacturing and service sector declines are larger than in 2008. The second chart shows a small recovery in activity from the lows. We have reasons to believe that the electricity numbers overstate actual activity
- In 2003, SARS was eventually contained by surveillance, isolation of patients, strict enforcement of quarantine of all contacts, and in some areas community-level quarantine. By interrupting human-to-human transmission, SARS was eradicated. Isolation was effective for SARS because peak infectiousness occurred **after** patients were already very ill with respiratory symptoms and could be easily identified. Although asymptomatic patients were reported for SARS, **no known transmission occurred from these patients**
- The new virus SARS-CoV-2 (which causes the COVID-19 disease) has 86% similarity with the 2002 SARS-CoV virus, and both have median incubation times of ~5 days and basic reproductive numbers of ~2.2. The first paper linked below estimates the mean serial interval of COVID-19 at 7.5 days (the time it takes for an infected person to become contagious to others), similar to the SARS virus. **However**, a separate paper from the International Journal of Infectious Diseases<sup>13</sup> may explain why SARS-CoV-2 is spreading more rapidly: the authors estimate the SARS-CoV-2 serial interval at just 4.5 days, which is less than its incubation period (i.e., when symptoms occur). **That means that asymptomatic individuals could be contagious before they know they have the virus.** If that’s the case, that’s quite different than SARS, since isolation of severely ill COVID-19 patients at the time they show up at health-care facilities would be too late

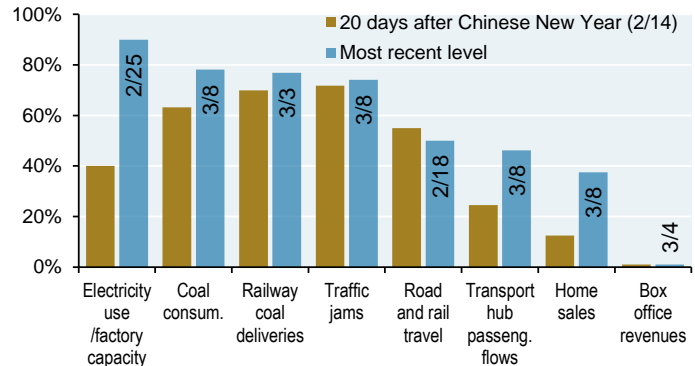
**Chinese manufacturing and services business surveys at all time low;** Index, 50+ = expansion



Source: Markit PMI. February 2020.

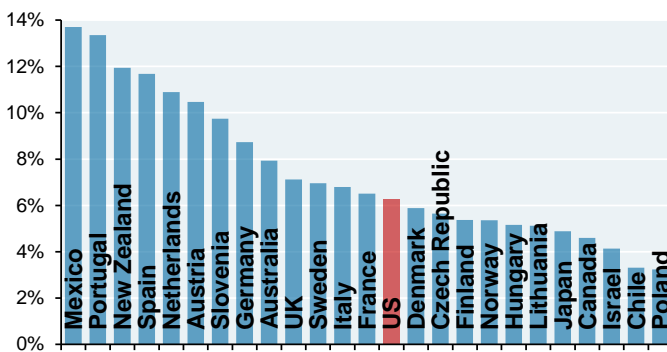
**High frequency Chinese economic indicators**

Indicated level as a % of historical average



Source: J.P. Morgan Emerging Markets Research, Goldman Sachs. Mar 9, 2020.

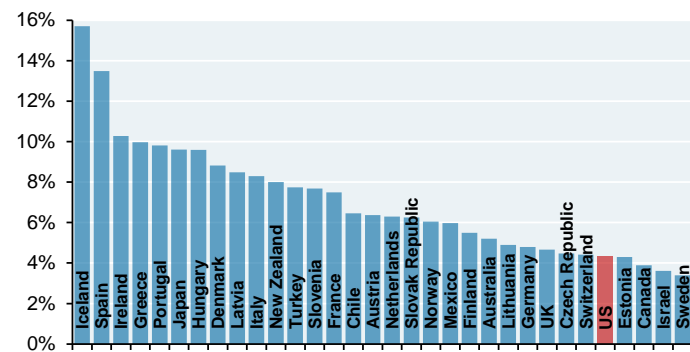
**Domestic and inbound tourism spending to GDP** GDP %



Source: OECD, J.P. Morgan Asset Management. 2018.

**Tourism employment to total employment**

Total employment %



Source: OECD, J.P. Morgan Asset Management. 2018.

<sup>12</sup> "Can we contain the COVID-19 outbreak with the same measures as for SARS?", Wilder-Smith et al, London School of Hygiene and Tropical Medicine, March 5, 2020

<sup>13</sup> "Serial interval of novel coronavirus infections", International Journal of Infectious Diseases, March 4, 2020



Purpose of This Material: This material is for information purposes only. The views, opinions, estimates and strategies expressed herein constitutes Michael Cembalest's judgment based on current market conditions and are subject to change without notice, and may differ from those expressed by other areas of J.P. Morgan. **This information in no way constitutes J.P. Morgan Research and should not be treated as such.**

#### GENERAL RISKS & CONSIDERATIONS

Any views, strategies or products discussed in this material may not be appropriate for all individuals and are subject to risks. **Investors may get back less than they invested, and past performance is not a reliable indicator of future results.** Asset allocation / diversification does not guarantee a profit or protect against loss. Nothing in this material should be relied upon in isolation for the purpose of making an investment decision. You are urged to consider carefully whether the services, products, asset classes (e.g. equities, fixed income, alternative investments, commodities, etc.) or strategies discussed are suitable to your needs. You must also consider the objectives, risks, charges, and expenses associated with an investment service, product or strategy prior to making an investment decision. For this and more complete information, including discussion of your goals/situation, contact your J.P. Morgan representative.

#### NON-RELIANCE

Certain information contained in this material is believed to be reliable; however, JPM does not represent or warrant its accuracy, reliability or completeness, or accept any liability for any loss or damage (whether direct or indirect) arising out of the use of all or any part of this material. No representation or warranty should be made with regard to any computations, graphs, tables, diagrams or commentary in this material, which are provided for illustration/reference purposes only. The views, opinions, estimates and strategies expressed in this material constitute our judgment based on current market conditions and are subject to change without notice. JPM assumes no duty to update any information in this material in the event that such information changes. Views, opinions, estimates and strategies expressed herein may differ from those expressed by other areas of JPM, views expressed for other purposes or in other contexts, and **this material should not be regarded as a research report.** Any projected results and risks are based solely on hypothetical examples cited, and actual results and risks will vary depending on specific circumstances. Forward-looking statements should not be considered as guarantees or predictions of future events.

Nothing in this document shall be construed as giving rise to any duty of care owed to, or advisory relationship with, you or any third party. Nothing in this document shall be regarded as an offer, solicitation, recommendation or advice (whether financial, accounting, legal, tax or other) given by J.P. Morgan and/or its officers or employees, irrespective of whether or not such communication was given at your request.

J.P. Morgan and its affiliates and employees do not provide tax, legal or accounting advice. You should consult your own tax, legal and accounting advisors before engaging in any financial transactions.

#### LEGAL ENTITY, BRAND & REGULATORY INFORMATION

In the **United States**, bank deposit accounts and related services, such as checking, savings and bank lending, are offered by **JPMorgan Chase Bank, N.A.** Member FDIC. **JPMorgan Chase Bank, N.A.** and its affiliates (collectively "JPMCB") offer investment products, which may include bank-managed investment accounts and custody, as part of its trust and fiduciary services. Other investment products and services, such as brokerage and advisory accounts, are offered through **J.P. Morgan Securities LLC ("JPMS")**, a member of FINRA and SIPC. Annuities are made available through Chase Insurance Agency, Inc. (CIA), a licensed insurance agency, doing business as Chase Insurance Agency Services, Inc. in Florida. JPMCB, JPMS and CIA are affiliated companies under the common control of JPMorgan Chase & Co. Products not available in all states.

In **Luxembourg**, this material is issued by **J.P. Morgan Bank Luxembourg S.A. (JPMBL)**, with registered office at European Bank and Business Centre, 6 route de Treves, L-2633, Senningerberg, Luxembourg. R.C.S Luxembourg B10.958. Authorised and regulated by Commission de Surveillance du Secteur Financier (CSSF) and jointly supervised by the European Central Bank (ECB) and the CSSF. J.P. Morgan Bank Luxembourg S.A. is authorized as a credit institution in accordance with the Law of 5th April 1993. In the **United Kingdom**, this material is issued by **J.P. Morgan Bank Luxembourg S.A.– London Branch**. Prior to Brexit, (Brexit meaning that the UK leaves the European Union under Article 50 of the Treaty on European Union, or, if later, loses its ability to passport financial services between the UK and the remainder of the EEA), J.P. Morgan Bank Luxembourg S.A.– London Branch is subject to limited regulation by the Financial Conduct Authority and the Prudential Regulation Authority. Details about the extent of our regulation by the Financial Conduct Authority and the Prudential Regulation Authority are available from us on request. In the event of Brexit, in the UK, J.P. Morgan Bank Luxembourg S.A.– London Branch is authorised by the Prudential Regulation Authority, subject to regulation by the Financial Conduct Authority and limited regulation by the Prudential Regulation Authority. Details about the extent of our regulation by the Prudential Regulation Authority are available from us on request. In **Spain**, this material is distributed by **J.P. Morgan Bank Luxembourg S.A., Sucursal en España**, with registered office at Paseo de la Castellana, 31, 28046 Madrid, Spain. J.P. Morgan Bank Luxembourg S.A., Sucursal en España is registered under number 1516 within the administrative registry of the Bank of Spain and supervised by the Spanish Securities Market Commission (CNMV). In **Germany**, this material is distributed by **J.P. Morgan Bank Luxembourg S.A., Frankfurt Branch**, registered office at Taunustor 1 (Taunusturm), 60310 Frankfurt, Germany, jointly supervised by the Commission de Surveillance du Secteur Financier (CSSF) and the European Central Bank (ECB), and in certain areas also supervised by the Bundesanstalt für Finanzdienstleistungsaufsicht (BaFin). In **Italy**, this material is distributed by **J.P. Morgan Bank Luxembourg S.A.– Milan Branch**, registered office at Via Catena Adalberto 4, Milan 20121, Italy and regulated by Bank of Italy and the Commissione Nazionale per le Società e la Borsa (CONSOB). In the **Netherlands**, this material is distributed by **J.P. Morgan Bank Luxembourg S.A., Amsterdam Branch**, with registered office at World Trade Centre, Tower B, Strawinskylaan 1135, 1077 XX, Amsterdam, The Netherlands. J.P. Morgan Bank Luxembourg S.A., Amsterdam Branch is authorised and regulated by the Commission de Surveillance du Secteur Financier (CSSF) and jointly supervised by the European Central Bank (ECB) and the CSSF in Luxembourg; J.P. Morgan Bank Luxembourg S.A., Amsterdam Branch is also authorised and supervised by De Nederlandsche Bank (DNB) and the Autoriteit Financiële Markten (AFM) in the Netherlands. Registered with the Kamer van Koophandel as a branch of J.P. Morgan Bank Luxembourg S.A. under registration number 71651845. In **Denmark**, this material is distributed by **J.P. Morgan Bank Luxembourg, Copenhagen Br**, filial af J.P. Morgan Bank Luxembourg S.A. with registered office at Kalvebod Brygge 39-41, 1560 København V, Denmark. J.P. Morgan Bank Luxembourg, Copenhagen Br, filial af J.P. Morgan Bank Luxembourg S.A. is authorised and regulated by Commission de Surveillance du Secteur Financier (CSSF) and jointly supervised by the European Central Bank (ECB) and the CSSF. J.P. Morgan Bank Luxembourg, Copenhagen Br, filial af J.P. Morgan Bank Luxembourg S.A. is also subject to the supervision of Finanstilsynet (Danish FSA) and registered with Finanstilsynet as a branch of J.P. Morgan Bank Luxembourg S.A. under code 29009. In **Sweden**, this material is distributed by **J.P. Morgan Bank Luxembourg S.A. - Stockholm Bankfilial**, with registered office at Hamngatan 15, Stockholm, 11147, Sweden. J.P. Morgan Bank Luxembourg S.A. - Stockholm Bankfilial is authorised and regulated by Commission de Surveillance du Secteur Financier (CSSF) and jointly supervised by the European Central Bank (ECB) and the CSSF. J.P. Morgan Bank Luxembourg S.A., Stockholm Branch is also subject to the supervision of Finansinspektionen (Swedish FSA). Registered with Finansinspektionen as a branch of J.P. Morgan Bank Luxembourg S.A.. In **France**, this material is distributed by **JPMorgan Chase Bank, N.A. ("JPMCB"), Paris branch**, which is regulated by the French banking authorities Autorité de Contrôle Prudentiel et de Résolution and Autorité des Marchés Financiers. In **Switzerland**, this material is distributed by **J.P. Morgan (Suisse) SA**, which is regulated in Switzerland by the Swiss Financial Market Supervisory Authority (FINMA).



**In Hong Kong**, this material is distributed by **JPMCB, Hong Kong branch**. JPMCB, Hong Kong branch is regulated by the Hong Kong Monetary Authority and the Securities and Futures Commission of Hong Kong. In Hong Kong, we will cease to use your personal data for our marketing purposes without charge if you so request. In **Singapore**, this material is distributed by **JPMCB, Singapore branch**. JPMCB, Singapore branch is regulated by the Monetary Authority of Singapore. Dealing and advisory services and discretionary investment management services are provided to you by JPMCB, Hong Kong/Singapore branch (as notified to you). Banking and custody services are provided to you by JPMCB Singapore Branch. The contents of this document have not been reviewed by any regulatory authority in Hong Kong, Singapore or any other jurisdictions. This advertisement has not been reviewed by the Monetary Authority of Singapore. JPMorgan Chase Bank, N.A., a national banking association chartered under the laws of the United States, and as a body corporate, its shareholder's liability is limited.

JPMorgan Chase Bank, N.A. (JPMCBNA) (ABN 43 074 112 011/AFS Licence No: 238367) is regulated by the Australian Securities and Investment Commission and the Australian Prudential Regulation Authority. Material provided by JPMCBNA in Australia is to "wholesale clients" only. For the purposes of this paragraph the term "wholesale client" has the meaning given in section 761G of the Corporations Act 2001 (Cth). Please inform us if you are not a Wholesale Client now or if you cease to be a Wholesale Client at any time in the future.

JPMS is a registered foreign company (overseas) (ARBN 109293610) incorporated in Delaware, U.S.A. Under Australian financial services licensing requirements, carrying on a financial services business in Australia requires a financial service provider, such as J.P. Morgan Securities LLC (JPMS), to hold an Australian Financial Services Licence (AFSL), unless an exemption applies. **JPMS is exempt from the requirement to hold an AFSL under the Corporations Act 2001 (Cth) (Act) in respect of financial services it provides to you, and is regulated by the SEC, FINRA and CFTC under US laws, which differ from Australian laws.** Material provided by JPMS in Australia is to "wholesale clients" only. The information provided in this material is not intended to be, and must not be, distributed or passed on, directly or indirectly, to any other class of persons in Australia. For the purposes of this paragraph the term "wholesale client" has the meaning given in section 761G of the Act. Please inform us immediately if you are not a Wholesale Client now or if you cease to be a Wholesale Client at any time in the future.

This material has not been prepared specifically for Australian investors. It:

- may contain references to dollar amounts which are not Australian dollars;
- may contain financial information which is not prepared in accordance with Australian law or practices;
- may not address risks associated with investment in foreign currency denominated investments; and
- does not address Australian tax issues.

With respect to countries in **Latin America**, the distribution of this material may be restricted in certain jurisdictions. We may offer and/or sell to you securities or other financial instruments which may not be registered under, and are not the subject of a public offering under, the securities or other financial regulatory laws of your home country. Such securities or instruments are offered and/or sold to you on a private basis only. Any communication by us to you regarding such securities or instruments, including without limitation the delivery of a prospectus, term sheet or other offering document, is not intended by us as an offer to sell or a solicitation of an offer to buy any securities or instruments in any jurisdiction in which such an offer or a solicitation is unlawful. Furthermore, such securities or instruments may be subject to certain regulatory and/or contractual restrictions on subsequent transfer by you, and you are solely responsible for ascertaining and complying with such restrictions. To the extent this content makes reference to a fund, the Fund may not be publicly offered in any Latin American country, without previous registration of such fund's securities in compliance with the laws of the corresponding jurisdiction. Public offering of any security, including the shares of the Fund, without previous registration at Brazilian Securities and Exchange Commission—CVM is completely prohibited. Some products or services contained in the materials might not be currently provided by the Brazilian and Mexican platforms.

References to "J.P. Morgan" are to JPM, its subsidiaries and affiliates worldwide. "J.P. Morgan Private Bank" is the brand name for the private banking business conducted by JPM.

This material is intended for your personal use and should not be circulated to or used by any other person, or duplicated for non-personal use, without our permission. If you have any questions or no longer wish to receive these communications, please contact your J.P. Morgan representative.

© 2020 JPMorgan Chase & Co. All rights reserved.